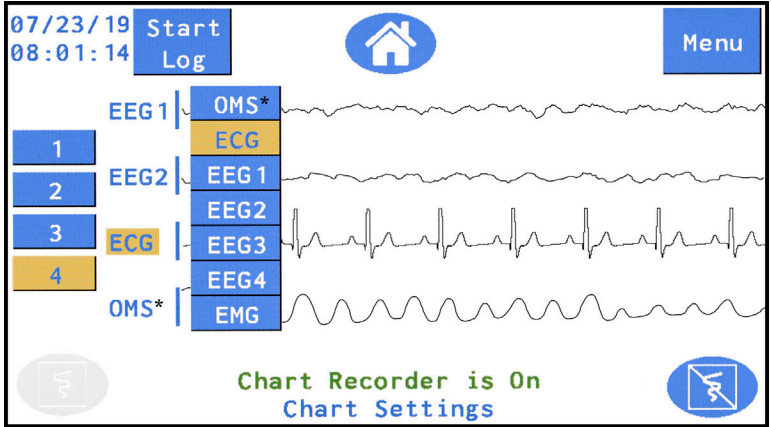











With a new and intuitive interface, nine menu screens greatly enhance the capabilities of the MECTA Sigma™



New pop-ups and selectable options provide visible and easy-to-use treatment capabilities without confusing, buried menus

-  **Home** is the center of operations and provides the interface for administering the treatment. This screen displays treatment parameter settings, patient impedance, and up to seven physiological monitoring traces.
-  **Options** presents selectable choices for setting device defaults, customizing user interface controls, and printing reports.
-  **Parameters** affords ready access to the full set of parameter options and allows selection of four different parameter ranges (One or Four Knob Mode) to optimize treatment.
-  **LCD** selects and configures up to seven continuous physiological monitoring traces for display here and on the Home screen. Trace configurations include 2-6 EEG, 1 ECG, 1 EMG, and the Optical Motion Sensor (OMS*).

-  **Chart** configures up to four physiological monitoring traces for printing. This screen controls turning the Chart Recorder on or off.
-  **Lead Impedance** activates impedance testing of all monitoring leads, continuously updating the values on the screen. Used to ensure patient conductivity for each lead to avoid data loss.
-  **Replay Manager** retains trace data and treatment results from the last successful or problematic stimulations so that data can be preserved and reprinted.
-  **Date & Time** allows the user to set the date and time, with multiple options for the date format.
-  **Info** offers the user basic information about the MECTA Sigma and how to contact MECTA.

D-CS-#0058 Rev B



The Sum of All ECT Neuromodulation Innovations in One Device



Regulatory Approvals
Consistently meeting stringent regulatory agency standards for 40 years (IEC, ISO, MDD) reflects the excellence of MECTA device design, and yearly audits ensure those standards are maintained. Only MECTA is sold in over 100 countries worldwide with extensive regulatory approvals (TUV, CE, Health Canada).

History of MECTA Corporation
MECTA's first ECT device was designed at OHSU in 1973. Since then, five generations of MECTA technology have improved ECT therapy. From the first RUL treatments with titration in 1980 at Columbia University; to algorithms analyzing seizure efficacy in 1997 at Duke University; to the introduction of ultrabrief stimulation in 2004; to the sum of all ECT devices in 2020 with the MECTA Sigma, MECTA leads the field in innovation.

Unique Advantages of the MECTA *Sigma***

Sum of All ECT Modalities

Maximum Treatment Flexibility in One Device

MECTA *Sigma* provides a smooth transition from the spECTrum® 5000Q, 5000M, or other ECT models—all in one simple to use device. The practitioner can easily switch from One Knob Mode (automatically and optimally alters stimulus intensity) to Four Knob Mode (adjusts individual parameter values). The MECTA *Sigma* has the widest range of stimulus parameters of any ECT device: pulse width from 0.15* to 1 ms; current from 500 to 900 mA; pulse frequency from 10* to 120 Hz; and train duration from 0.03 to 8 seconds.

Enhanced Performance and Superior Ease-of-Use

With simple pop-up menus, users easily choose options from the main Home screen – no buried menus.

- Select among seven physiological monitoring channels (6 EEG/1 ECG), including the new electromyography (EMG) and Optical Motion Sensor (OMS*)
- See all seven traces on the ultra-sharp 7" LCD screen, or select four channels to print on the new, high-resolution Chart Recorder
- Power on and internal tests are faster so you can begin treatments in half the time

Innovative Features and Capabilities

Practitioners and researchers will appreciate new features like:

- One and Four Knob Modes for stimulus parameter selection
- New Lead Impedance Test
- Added electromyography (EMG) channel for seven channels of monitoring
- New Event, Timer, and Elapsed Timer markers
- New Replay Manager – replay, print and save the last treatment to review
- New Biomedical Report documenting most recent internal safety tests
- New four-channel, high resolution Chart Recorder

Unparalleled Monitoring and Safety

With continuous monitoring of static impedance and automatic shutdown, you never have to worry when it is safe to treat. And you won't lose valuable trace data again due to excessive artifact or lead malfunction, as monitoring lead conductivity is readily available in the Lead Impedance Test Screen. Printed reports like the new Biomedical Report and Error Logs Report help ensure the device operational status is optimal.

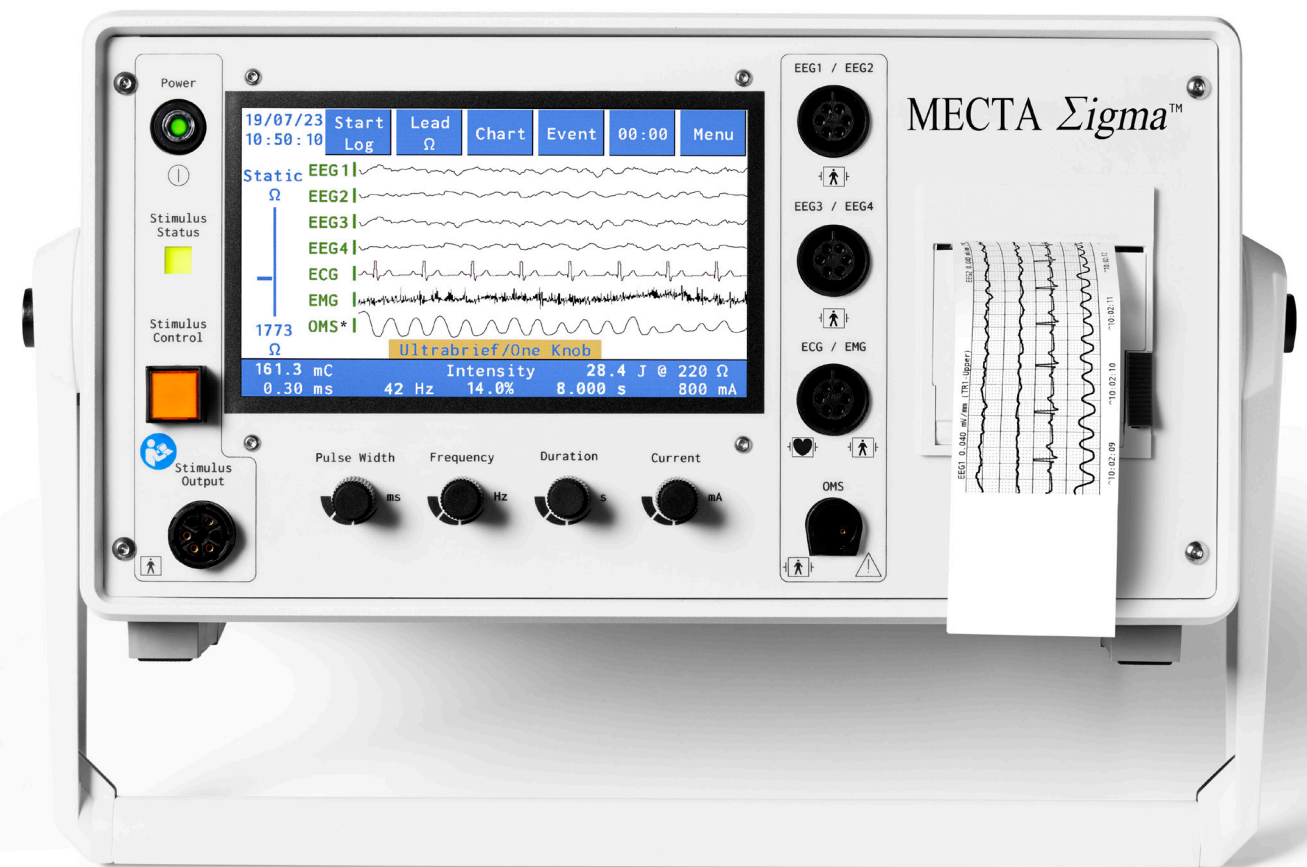
New Lightweight, Portable Design

The MECTA *Sigma* is a new ECT device that meets the needs of hospitals concerned about portability and space. At 25.5 lbs. and measuring 8 X 17.5 X 19.5 inches, the sleek design of the MECTA *Sigma* allows easy storage in a cupboard or on MECTA's versatile, new hospital cart. Add a MECTA Hand-Held Electrode Assembly and approved MECTA treatment accessories for an efficient ECT delivery system.

Digital Patient Data with MECTA EMR®

The MECTA EMR is a powerful software program that greatly expands the capabilities of the MECTA *Sigma*:

- Automatically record and database treatment data
- Replay, search, customize, and create reports of essential information
- Nine preconfigured forms and one customizable report
- Mirrors the MECTA *Sigma* LCD screen on a larger monitor
- Compatible with EHR systems like EPIC



The Capability to Deliver Optimized Ultrabrief ECT, Near Ultrabrief ECT, or Brief Pulse ECT, with a New Intuitive Interface

MECTA continues to lead the field worldwide in developing the newest innovations in ECT. Forty years of research in leading universities with four generations of MECTA ECT devices has resulted in advanced ECT modalities that maximize efficacy while dramatically reducing cognitive effects. Participation in the development of future ECT modalities in controlled clinical trials,^{1,2,3} confirms MECTA's continuing leadership and commitment to patient safety and effectiveness.

¹U.S. Patent 8,712,532 ²U.S. Patent 9,789,310 ³U.S. Patent 10,583,288 Additional Patents Pending

Designed, tested, and assembled in the U.S.A.

*Dependent upon regulatory approval

**Pronounced Sigma